

NEXA | www.nexaexperience.com

 **MARUTI SUZUKI**

INTRODUCING THE ELECTRIC SUV
@ VITARA



India goes **@electric**



CRAFTED FUTURISM

NEXA envisions a world where imagination and innovation converge, shaping a high-tech, purposeful, and inspiring future. Introducing e VITARA, Maruti Suzuki's First Electric SUV with the Crafted Futurism design language. It has a three-dimensional sculpted form with a Polyhedral composition lending the hi-tech adventurer a Polyhedral Muscular Stance with a futuristic design sense. This design philosophy unfolds across three major pillars, each reflecting our commitment to imagination and craftsmanship.



SUZUKI
DESIGN

NEXPRESSION

Guiding the overall design aesthetic of the e VITARA, NEXpression features signature elements, such as the iconic NEXtré 3-Point Matrix LED DRLs with LED Projector Headlamps, the NEXtré 3-Point Matrix Rear Lamps and the Futuristic Front and Rear Fascia.

NEXTECH

Leading the overall innovation of this Electric SUV, NEXtech features the HEARTECT-e platform, the powertrain, safety, and performance, along with other best in its segment hi-tech features that cater to our evolving customers' aspirations.

NEXPERIENCE

Crafting the overall experience inside the e VITARA, NEXperience features comfort, convenience, and connectivity.



India goes @electric

There's a quiet promise taking shape across the length and breadth of this vast country. As India goes electric, Maruti Suzuki is creating more than a charging network. It is stitching together a connected nation. A living grid of power, possibility and peace of mind. From highways that stretch into the horizon. To towns that wake with the first light. From landscapes shaped by dreams and determination, to picturesque coasts. Each point on this map stands as a reminder that the future is within reach. And wherever your journey carries you, one assurance stays constant - you're never far from Maruti Suzuki's charging network.

NEX PRESSION



POLYHEDRAL MUSCULAR STANCE

EXTERIOR DESIGN

At first glance, it feels like a glimpse into the future. Then, with a second look, it reveals its secret – a Futuristic Front Fascia. By the third look, you're drawn towards its Polyhedral Muscular Stance. Every line speaks of purpose, sculpted with intent, raring to command the roads. This is not merely an Electric SUV but a new perspective on the journey ahead.



NEXtré 3-POINT MATRIX LED DRLs WITH LED PROJECTOR HEADLAMPS



R18 ALLOYS WITH AERO GARNISH



DUAL TONE APPEARANCE

* Features mentioned may vary as per variant.



FUTURISTIC FRONT FASCIA



NEXtré 3-POINT MATRIX REAR LAMPS



SCULPTED 3D APPEARANCE

* Features mentioned may vary as per variant.



DIGITAL COCKPIT EXPERIENCE

* Features mentioned may vary as per variant.

INTERIOR DESIGN

Step inside, and you're immediately immersed in an experience that sparks your imagination. The Digital Cockpit isn't just a cabin, it's a personal sanctuary, meticulously designed for you. Every detail invites you to indulge in the Soft-Touch Premium Dual-Tone Interiors, while the Quadraple Vertical AC Vents exude an air of sophistication. The Plush Door Armrest crafted with breathable Melange Fabric, completes a design that radiates luxury and exclusivity. The ambience seamlessly blends comfort with innovation, where tranquility flows into dynamic energy. The new bespoke steering wheel is designed to optimise visibility and ergonomics. This isn't just an interior, it's an invitation to lose yourself in a world that stirs your senses, ignites your dreams, and wraps you in pure luxury, where your imagination can soar.



SUNROOF WITH FIXED GLASS



TWIN DECK CENTER CONSOLE WITH STORAGE (PIANO BLACK FINISH)



AMBIENT LIGHTING WITH MULTI COLOUR ILLUMINATION

* Features mentioned may vary as per variant.

EXPERIENTIAL DESIGN

Designed for modern living. Crafted for effortless convenience, customisation, and connectivity. Engineered to feel both familiar and visionary. Stay in tune with your surroundings while immersed in your favourite song. It's a space where futuristic tech matches your contemporary lifestyle. It's like a home away from home where you have customisable screens. It's intuitive, seamless, and sophisticated. It's an experience designed to engage, entertain, and empower your imagination on every journey.



WIRELESS CHARGER



26.04cm MULTI INFORMATION DISPLAY



25.65cm INFOTAINMENT SYSTEM WITH WIRELESS CONNECTIVITY



INFINITY PREMIUM SOUND WITH 8 HIGH-PERFORMANCE SPEAKERS, SUBWOOFER & AMPLIFIER.




INTEGRATED DIGITAL DISPLAY

* Features mentioned may vary as per variant.

* Features mentioned may vary as per variant.



NEX
TECH



HEARTECT - e


* Features mentioned may vary as per variant.

PLATFORM TECH

The HEARTECT-e platform is a ground-up design that blends performance, efficiency, and innovation. Every curve, every line, and every detail is optimised for performance and space. It features a High Capacity Battery with 120 Lithium-ion based cells, delivering exceptional range and reliability in extreme temperatures ranging from -30°C to 60°C. The e VITARA's robust body structure has more than 60% ultra-high tensile and high-tensile strength steel. With a long wheelbase of 2700mm and short overhang, the platform boasts an impressive low turning radius of 5.2m aiding manoeuvrability, underlining its engineering excellence. Additionally, the flat floor design maximises cabin space providing enhanced comfort, seating flexibility, and room for the High Capacity Battery pack.



eAxle



HIGH CAPACITY BATTERY PACK

* Features mentioned may vary as per variant.

MOTION TECH

The e VITARA is designed with advanced aerodynamics, ensuring enhanced efficiency and performance. From the R18 Alloys with Aero Garnish to the Smart Grille with Adaptive Shutters, every curve and contour is meticulously sculpted to reduce drag, optimise airflow, and enhance energy efficiency. The aerodynamic design of the vehicle maintains a sleek, dynamic and fluidic flow, enhancing its range. The e VITARA not only cuts through the wind but your imagination too.



R18 ALLOYS WITH AERO GARNISH



SMART GRILLE WITH ADAPTIVE SHUTTERS



UNDERBODY COVER



ROOF END SPOILER

UNIQUE AERODYNAMIC SILHOUETTE



* Features mentioned may vary as per variant.

* Features mentioned may vary as per variant.



REGEN BOOST MODE

* Features mentioned may vary as per variant.

PERFORMANCE TECH

Experience electrifying quick acceleration with the e VITARA, featuring Eco, Normal, and Sport modes for tailored driving. Eco Mode extends range, Normal Mode balances performance, and Sport Mode offers quick power. The e VITARA also comes with a Snow Mode, which helps improve traction on snow and slippery surfaces, providing better control. The Regen Boost technology enhances control, while one-pedal driving makes city traffic hassle-free. Its Minimum Turning Radius ensures great manoeuvrability even in tight spaces. The e VITARA blends comfort, precision, and power for a driving experience that ignites your imagination.



DRIVE MODE



REGEN BOOST AND SNOW MODE



MINIMUM TURNING RADIUS

* Features mentioned may vary as per variant.

BATTERY TECH

This Electric SUV is powered by a High Capacity Battery Pack, delivering impressive range and exceptional energy density. The advanced battery design ensures responsive acceleration and longer battery life, providing a dynamic driving experience. Equipped with an Advanced Thermal Management System, including a low-ion coolant, it maintains optimal performance even under extreme conditions. The shock absorbing battery pack mounting structure reinforces the battery's structural integrity and ensures safety during side impact. Rigorous safety tests, including Nail Penetration, Compression, and Water Submergence (IP67 rating), validate its resilience to impact, pressure, and water exposure.

The result is a battery that combines efficiency, reliability, and durability for a truly safe driving experience.



EXTREME HEAT CONDITION



EXTREME COLD CONDITION



HIGH CAPACITY BATTERY PACK

* Features mentioned may vary as per variant.



**ADAS LEVEL 2
AUTOMATIC EMERGENCY BRAKING**

* Features mentioned may vary as per variant.

DRIVING ASSISTANCE TECH


The eVITARA is equipped with an Advanced Driver Assistance System (ADAS Level 2), setting a new benchmark for safety and convenience. This cutting-edge system features Adaptive Cruise Control, Lane Keep Assist, Adaptive High Beam System, Blind Spot Monitoring, among others, delivering a semi-autonomous driving experience that enhances both safety and ease of driving. Active Cornering Control optimises stability during turns, while the Multi Collision Braking helps prevent additional impacts after an initial collision. With continuous road monitoring, this technology offers real-time assistance, ensuring a smoother, safer, and more efficient drive just like how you have always imagined your Electric SUV to be.



LANE KEEP ASSIST



LANE DEPARTURE PREVENTION



ADAPTIVE CRUISE CONTROL



REAR CROSS TRAFFIC ALERT

* Features mentioned may vary as per variant.

SAFETY TECH

The eVITARA is designed for unparalleled safety, featuring 7 Airbags, including an additional Driver Knee Airbag, creating a protective cocoon for all occupants. It also offers All Wheel Disc Brakes and Electronic Parking Brake (EPB) along with Brake Hold function for superior control and convenience. Crafted from High Tensile Strength Steel, the eVITARA ensures exceptional durability and crash protection. The Tyre Pressure Monitoring System (TPMS) keeps you informed by displaying the tyre pressure when requested. For enhanced visibility, the 360 View Camera provides a comprehensive perspective, and the Emergency Call with SOS Button offers quick help when needed. The Acoustic Vehicle Alarm System (AVAS) works at low speeds, ensuring that pedestrians and cyclists are aware of your presence, enhancing safety for all.



HIGH TENSILE STEEL STRENGTH



TYRE PRESSURE MONITORING SYSTEM



360 VIEW CAMERA



FRONT AND REAR PARKING SENSORS



ELECTRONIC PARKING BRAKE



BRAKE HOLD

7 AIRBAGS (INCLUDING KNEE AIRBAG)



* Features mentioned may vary as per variant.

* Features mentioned may vary as per variant.



NEX PERIENCE

* Features mentioned may vary as per variant.

* Features mentioned may vary as per variant.

EXPERIENCE COMFORT

The long wheelbase of the e VITARA sets a new standard in both comfort and stability, offering a more spacious cabin. This added space is evident from the moment you step inside, where ventilated front-row seats and a 10-Way Power Adjustable Driver's Seat ensure a highly personalised and comfortable experience. Rear passengers also benefit from enhanced flexibility with sliding and reclining seats. An Acoustic Windshield with IR Cut technology keeps the cabin quiet and serene, while the adaptable boot space offers added convenience. This fusion of ease, elegance, and boundless imagination is complemented by the all new Front Mc Pherson Strut suspension with cradle type suspension frame along with Rear Multi-link suspension setup, providing a perfect balance of smooth ride and performance.



FRONT VENTILATED SEATS



10-WAY POWER ADJUSTABLE DRIVER SEAT



10-STEP SLIDING AND RECLINING REAR SEAT



SEPARATELY FOLDING REAR SEAT BACKS (40:20:40 CONFIGURATION)



PM 2.5 AIR CONDITIONER FILTER



FLEXIBLE BOOT SPACE



LONG WHEELBASE FOR SPACIOUS CABIN

* Features mentioned may vary as per variant.

* Features mentioned may vary as per variant.

NEXT GEN SUZUKI CONNECT



* Features mentioned may vary as per variant.

EXPERIENCE CONNECTIVITY

Imagine staying seamlessly connected to your e VITARA, whether you're behind the wheel or miles away. With Next Gen Suzuki Connect's remote connectivity, your imagination becomes reality. Access your vehicle's multimedia, monitor its health, and ensure its safety and security, all at your fingertips. Track its journey, observe its travels, and even review the driving behaviour, in case someone else is driving your car, all through the intuitive Suzuki Connect App on your smartphone or smartwatch. With just a simple touch, your eVITARA is always within reach, blending convenience and control in perfect harmony.



REMOTE OPERATIONS



SUZUKI NAVIGATION APP FOR TRIP PLANNING



VEHICLE HEALTH



SCHEDULED CHARGING

* Features mentioned may vary as per variant.



Introducing Maruti Suzuki's electric eco-solutions – e for me. It is the manifestation of Maruti Suzuki's intrinsic value of customer-first approach. With the e VITARA we are not only offering our customers a state-of-the-art product but also a robust eco-solution, which will make their transition to electric vehicles a seamless experience. From buying the car to charging it, and getting it serviced, we've got you covered. Our diverse charging solutions including home and fast chargers, and a dedicated Relationship Manager will simplify your entire EV journey with Maruti Suzuki. The e for me app is a one stop solution for multiple charging needs. To further build upon your trust, we have re-invented our aftersales support and service on wheels backed by Maruti Suzuki's largest dealership network.



AC FAST CHARGER



DC FAST CHARGER



SERVICE ON WHEELS



e for me APP



10 COLOURS INCULDING 4 DUAL-TONE OPTIONS



ALSO AVAILBLE IN:

SPLENDID SILVER

ARCTIC WHITE

GRANDEUR GREY

BLUISH BLACK

OPULENT RED

* Features mentioned may vary as per variant.

* Features mentioned may vary as per variant.



LIFESTYLE

ELECTRIFIED



IMAGINE A LIFESTYLE LIKE NO OTHER

Imagine a long weekend road trip that unfolds like a quiet story, where the world stretches wide and still before you. The hum of the motor fades into the gentle pulse of an electric drive. Whether you're winding through the embrace of nature or simply enjoying the smooth rhythm of the open road, this Electric SUV is more than a vehicle. It becomes a companion, awakening something deeper within. An unspoken spark. A whisper of possibility. It's not just a car. It's the key that unlocks the boundless journey of your imagination.

TECHNICAL SPECIFICATIONS	DELTA	ZETA	ALPHA
DIMENSIONS & WEIGHT			
Length (mm)	4275	4275	4275
Width (mm)	1800	1800	1800
Height (mm)	1640	1640	1640
Wheelbase (mm)	2700	2700	2700
Minimum Turning Radius (m)	5.2	5.2	5.2
Seating Capacity (nos)	5	5	5
Kerb Weight (kg) ⁷	1725	1785	1815
Gross Vehicle Weight (kg)	2180	2250	2250
BATTERY			
Battery Type	Lithium Ferrophosphate (LFP)	Lithium Ferrophosphate (LFP)	Lithium Ferrophosphate (LFP)
Battery Capacity (kWh)	48.8	61.1	61.1
Estimated Charging Time (AC fast Charging 7.4kW, 1 Phase) [10-100%] ¹	~ 6.5 hrs	~ 9.0hrs	~ 9.0hrs
Estimated Charging Time (DC rapid Charging) [10-80%] ¹	45 min	45 min	45 min
LFP Battery Warranty	8 Years / 16 00 000 km	8 Years / 16 00 000 km	8 Years / 16 00 000 km
MOTOR			
Type	3Phase AC Permanent Magnet Synchronous Motor	3Phase AC Permanent Magnet Synchronous Motor	3Phase AC Permanent Magnet Synchronous Motor
Max Power (kW)	105.8	128	128
Max Torque (Nm)	193	193	193
TRANSMISSION			
Type	Single Speed Electric 2WD	Single Speed Electric 2WD	Single Speed Electric 2WD
DRIVE			
Type	2WD	2WD	2WD
Range (km) ²	440	543	543
SUSPENSION			
Front	MacPherson Strut	MacPherson Strut	MacPherson Strut
Rear	Multi Link	Multi Link	Multi Link
BRAKES			
Front	Disc	Disc	Disc
Rear	Disc	Disc	Disc
Parking	Electronic Parking Brake	Electronic Parking Brake	Electronic Parking Brake
WHEEL TYRE			
Tyre Size & Dimension	225/55 R18 Alloys with Aero Garnish	225/55 R18 Alloys with Aero Garnish	225/55 R18 Alloys with Aero Garnish

FEATURE SPECIFICATIONS	DELTA	ZETA	ALPHA
EXTERIOR			
NEXTre' 3-Point Matrix LED DRLs	√	√	√
LED Projector Headlamps	√	√	√ (with AHS**)
Auto Headlamps	√	√	√
Manual Headlamp Levelling	√	√	√
Auto Headlamp Levelling	-	-	√
Follow-me Home Headlamps	√	√	√
LED Fog Lamps	-	-	√
NEXTre' 3-Point Matrix Rear Lamps	√	√	√
225/55 R18 Alloys with Aero Garnish	√	√	√
Dual Tone Appearance	-	-	√
Front Grille Garnish	√	√	√
Smart Grille with Adaptive Shutters	√	√	√
Black Wheel Arch Extensions	√	√	√
Black Side Mouldings	√	√	√
Acoustic & IR Cut Windshield	√	√	√
Front Door : Green Glass	√	√	-
Front Door : Dark Green Glass	-	-	√
Rear Door : Green Glass	√	√	-
Rear Door : Dark Green Glass	-	-	√
Back Door : Green Glass	√	√	√
Roof End & Quarter Spoiler	√	√	√
Shark Fin Antenna	√	√	√
Body Coloured Outside Door Handles	√	√	√
Body Coloured ORVM	√	√	√
ORVM with Turn Indicator	√	√	√
Design Blade - Windscreen Wiper	√	√	√
Front Variable Intermittent Wipers	√	√	√
Auto Rain Sensing Wipers [Fr]	√	√	√
Rear Wiper & Washer	√	√	√
Rear Variable Intermittent Wipers	√	√	√
Auto Rear Wiper Operation [R Mode]	√	√	√

FEATURE SPECIFICATIONS	DELTA	ZETA	ALPHA
EXTERIOR			
Electric demister [Rr]	√	√	√
INTERIOR			
Soft Touch Dual-Tone Interior	√	√	√
Integrated Display System (25.65 cm (10.1") Infotainment System with Wireless Connectivity* 26.04 cm (10.25") Multi Information Display			
Front Armrest (with Storage)	√	√	√
Glove Box Light [LED]	√	√	√
Front and Rear Door Storage Pockets	√	√	√
2 x Cup Holders (Front) Center Console	√	√	√
Rear Center Armrest with Cup Holder	√	√	√
2 x Front Door and 2 x Rear Door Bottle Holders	√	√	√
Luggage Area Parcel Shelf	-	√	√
Luggage Board (for Flat Floor)	√	√	√
Luggage box (for Charger + Tools)	√	√	√
1 x Shopping Bag Hook	√	√	√
Customizable Speedometer Multi Information Display Layout	√	√	√
Twin Deck Center Console with Storage (Plano Black Finish)	√	√	√
Front Door trim with 3-D pattern	√	√	√
Front Seats	Fabric	Fabric	Syn Leather + Fabric
Soft Touch Door Trim Insert	√ [Fr]	√ [Fr]	√ [Fr]
Quadruple Vertical AC Vents	√	√	√
Push Door Armrest	√	√	√
2-Spoke Polygonal Steering Wheel, Covered with Synthetic Leather	√	√	√
Spot Map Lamp (Roof front) [LED]	√	√	√
Front Footwell Light [LED]	√	√	√
Trunk Lamp [LED]	√	√	√
Reading Lamp [LED]	√	√	√
COMFORT & CONVENIENCE			
Automatic Air Conditioning	√	√	√
PM2.5 Air Conditioner Filter	√	√	√
Rear AC Vents	√	√	√
Ventilated Seats (Driver + Co-Driver)	-	-	√
10-Way Power Adjustable Driver Seat	-	-	√
10-step Reclining Rear Seats (60:40 Configuration)	√	√	√
10-step sliding rear seats (60:40 Configuration)	√	√	√
Separately Folding Rear Seat Backs (40:20:40 Configuration)	√	√	√
Adjustable Headrests - All Seats	√	√	√
Seat Back Pocket (Passenger)	√	√	√
Wireless Charger	-	√	√
Front Seat USB Connectors (1 x Type A, 1 x Type C)	√	√	√
Rear Seat USB Connectors (1 x Type A, 1 x Type C)	√	√	√
Accessory Socket (Center Console)	√	√	√
Sunroof with Fixed Glass	-	-	√
Adjustable Tilt & Telescopic Power Steering	√	√	√
Keyless Entry	√	√	√
Push Start/Stop Button	√	√	√
Passenger's Side Assist Grips	√	√	√
2 x Rear Assist Grips with Coat Hooks	√	√	√
Foot Rest (Driver's Side)	√	√	√
Satin Plated - Rotary Shift Dial	√	√	√
Power Windows (Auto Up/Down) all Doors	√	√	√
Auto Folding ORVMs	√	√	√
Electrically Foldable ORVMs	√	√	√
Electrically Adjustable ORVMs	√	√	√
Vanity Mirror (Driver + Co-Driver)	√	√	√
Sun Visor Ticket Holder (Driver + Co-Driver)	√	√	√
Onboard Voice Assistant (Hi Suzuki with Barge In Feature)	√	√	√
Premium Sound Experience from 'Infinity by Harman' with Subwoofer ⁹	-	-	√
Door Speakers	4	4	4
Instrument Panel Speaker integrated with the Tweeter	-	-	4
Wireless Android Auto, Apple CarPlay ³	√	√	√
Connected Services Powered by New Gen Suzuki Connect	√	√	√
Integrated Digital Display App [Remote Control App]	√	√	√
AC Temperature Control (through SmartPlay Screen / Physical button)	√	√	√
Steering Mounted Controls	√	√	√
Rotary Volume Control Knob with Press & Mute Option	√	√	√

FEATURE SPECIFICATIONS	DELTA	ZETA	ALPHA
SAFETY & SECURITY			
Rear Seat Reminder ⁸	✓	✓	✓
Automatic Emergency Braking (AEB) - Car to Car ⁶	-	-	✓
Lane Keep Assist (LKA) ⁶	-	-	✓
Lane Departure Prevention (LDP) ⁶	-	-	✓
Lane Departure Warning (LDW) and Vehicle Sway Warning ⁶	-	-	✓
Adaptive Cruise Control (ACC) ⁶	-	-	✓
Adaptive High-Beam System (AHS) ⁶	-	-	✓
Blind Spot Monitoring with Lane Change Alert (LCA) ⁶	-	-	✓
Rear Cross Traffic Alert ⁶	-	-	✓
Forward Collision Warning (FCW) - Car to Car ⁶	-	-	✓
7 Airbags ⁴	✓	✓	✓
Front Seat Belt Pre-Tensioner with Force Limiters	✓	✓	✓
Front Seat Belt Height Adjuster	✓	✓	✓
All Seats Belts (3-Point ELR)	✓	✓	✓
Seat Belt Reminders (All Occupant) - Lamp + Buzzer	✓	✓	✓
ISOFIX Child Seat Anchorages	✓	✓	✓
Childproof Rear Door Locks	✓	✓	✓
Impact sensing Door Unlock System	✓	✓	✓
Active Corning Control	✓	✓	✓
Emergency Stop Signal [LED]	✓	✓	✓
360 View Camera	-	-	✓
Front Parking Sensors	✓	✓	✓ (With Camera Assist)
Rear Parking Sensors	✓	✓	✓
Tyre-Pressure Monitoring System (Highline)	✓	✓	✓
Electronic Stability Program (ESP ⁹)	✓	✓	✓
ABS with EBD and Brake Assist	✓	✓	✓
Electronic Parking Brake	✓	✓	✓
Hill Hold Control	✓	✓	✓
High Mounted Stop Lamp	✓	✓	✓
225/55 R18 Spare Alloy Wheel	✓	✓	✓
Day & Night Adjustable IRVM (Auto)	✓	✓	✓
Speed Warning Buzzer	✓	✓	✓
Acoustic Vehicle Alert System (AVAS)	✓	✓	✓
Emergency Call with SOS Button	✓	✓	✓
Immobilizer	✓	✓	✓
Multi Collision Braking	✓	✓	✓
CHARGER DETAILS			
Type-2 AC Charging Inlet	✓	✓	✓
CCS2 DC Charging Inlet	✓	✓	✓
3 kW Portable Charging Cable	✓	✓	✓
7.4 kW Wall Box AC Fast Charger	✓	✓	✓
Battery Thermal Management Preconditioning (Via in-Vehicle Controls)	✓	✓	✓
Immediate Charging Switch	✓	✓	✓
Charging Port Lid Lamp and Charging Indicator Lamp	✓	✓	✓
DRIVE TECHNOLOGY			
Drive Mode Switch (Eco- Normal-Sport)	✓	✓	✓
Snow Mode Switch	✓	✓	✓
Regen Boost - Multi Level Regenerative Braking (Low-Medium-High)	✓	✓	✓
NEXT GEN SUZUKI CONNECT - ADVANCED TELEMATICS SOLUTION			
SAFETY & SECURITY			
Emergency Alerts	✓	✓	✓
Emergency Calling	✓	✓	✓
Breakdown Notification	✓	✓	✓
Stolen Vehicle Notification and Tracking	✓	✓	✓
Tow - Away and Tracking	✓	✓	✓
Geo - Fence	✓	✓	✓
Time Fence	✓	✓	✓
Valet Alert	✓	✓	✓
TRIPS AND DRIVING BEHAVIOUR			
Trip Planning	✓	✓	✓
Trip Summary	✓	✓	✓
Driving Behaviour (Score, Ranking, Comparison, Suggestions)	✓	✓	✓
Share Trip History	✓	✓	✓
Area Guidance	✓	✓	✓
Vehicle Location Sharing	✓	✓	✓
Charging Station & Details	✓	✓	✓

FEATURE SPECIFICATIONS	DELTA	ZETA	ALPHA
ALERTS AND NOTIFICATIONS			
Overspeeding	✓	✓	✓
Seatbelt	✓	✓	✓
AC Idling	✓	✓	✓
Trip (Start & End)	✓	✓	✓
Low Range	✓	✓	✓
Dashboard View	✓	✓	✓
Parking Brake Status	✓	✓	✓
Real-time Charging Status	✓	✓	✓
Low Battery	✓	✓	✓
REMOTE FUNCTIONS			
Remote Charging	✓	✓	✓
Schedule Charging	✓	✓	✓
Door Lock/Cancel Lock	✓	✓	✓
Hazard Light ON/OFF	✓	✓	✓
Headlight OFF	✓	✓	✓
AC ON/OFF	✓	✓	✓
Schedule AC	✓	✓	✓
Seat Ventilation	-	-	✓
Alarm	✓	✓	✓
Immobilizer Request	✓	✓	✓
Vehicle Health	✓	✓	✓
CONNECTED INFOTAINMENT LINKAGE			
Connected Service - Start/Stop (Via infotainment)	✓	✓	✓
Recall Notification	✓	✓	✓
Periodic Maintenance Notification	✓	✓	✓
Infotainment Wallpaper Update	✓	✓	✓
SMARTWATCH CONNECTIVITY			
ALEXA SKILL CONNECTIVITY			
SUZUKI NAVIGATION APP (Via Android Auto/Car Play)			
Charging Station Search	✓	✓	✓
Spider Range	✓	✓	✓
Smart Trip Planning (Auto add Charge Station along the Route)	✓	✓	✓
Trip Sync with Suzuki Connect ⁵	✓	✓	✓
Navigation, 2D/3D Map View	✓	✓	✓
POI Search	✓	✓	✓
Voice Guidance	✓	✓	✓
Lane Guidance	✓	✓	✓
Junction View	✓	✓	✓
Alerts During Navigation (Speed Limit, Monitoring Camera, Potholes, etc)	✓	✓	✓
Toll Amount Calculation	✓	✓	✓
Periodic Map Updates	✓	✓	✓
INTEGRATED DIGITAL DISPLAY APP			
Audio Settings	✓	✓	✓
AM Control	✓	✓	✓
FM Control	✓	✓	✓
Bluetooth Audio Control	✓	✓	✓
USB Audio Control	✓	✓	✓
IPOD Audio Control	✓	✓	✓

LEGEND: (✓) Available, (—) Not Available.

1. Charging times vary depending on a range of factors, including charger type and condition; ambient temperature; battery temperature, age, condition and state of charge; and the use of battery safeguarding technology. The quoted charging speed of 45 minutes is based on charging an e VITARA with a 61kWh battery from 10% to 80% and requires a minimum 70kW rapid DC charger. Charging on a common 7.4 kW AC home charger will charge the e VITARA with a 61kWh battery in approximately 9 hours from 10 to 100% and a 49kWh battery in approximately 6 hours and 30 minutes from 10-100%. | 2. The range specified is as per certification received under Rule 124 (1)-28 of the Central Motor Vehicles Rules, 1989. The range is as per various test conditions. Actual Performance may vary depending on various conditions including driving pattern, speed, etc. 8. Remote AC operation is available only in Automatic Transmission variant. | 3. Amazon, Alexa, and all related marks are trademarks of Amazon.com, Inc. or its affiliates. Android Auto™ extends the Android platform into the car in a way that's purpose-built for driving. It is designed to minimise distraction so you can focus on driving with Google™ services like Google Maps™ and Google Search™. Get the Android Auto app on Google Play™. Android Auto is available in the countries listed at the following link: <https://www.android.com/auto/#hit-the-road>. Most phones with Android 5.0+ work with Android Auto: <https://support.google.com/androidauto/#6140477>. Android, Android Auto, Google, Google Play and other marks are trademarks of Google Inc. | Apple and iPhone are trademarks of Apple Inc. registered in the U.S. and other countries | Apple CarPlay is a trademark of Apple Inc., Apple CarPlay is available in the countries listed in the following link: <http://www.apple.com/ios/feature-availability/#applecarplay-applecarplay> | Apple CarPlay is compatible with the iPhone models listed in the following link: <http://www.apple.com/ios/carplay> | 4. For details on functioning of safety features including airbags, kindly refer to the Owner's Manual / Infotainment Manual. | 5. Suzuki Connect (Available through phone/smartwatch / Suzuki Connect Skill for Amazon Alexa). | 6. Advanced Driver Assistance System (ADAS) is not a substitute for human eye and driver vigilance; it is a driver assist system that enhances driving experience and safety. The driver shall remain responsible for safe, vigilant and attentive driving. Features and specifications may vary model wise. In view of our policy of continuously improving our products, we reserve the right to alter specifications, features and designs without prior notice and without liability. Please check details with your nearest NEXA dealer for latest information. Depending on the condition of high-voltage battery, charger specifications, and ambient temperature, the time required for charging the high-voltage battery may vary. | 7. Kerb Weight (kg) 1725-DELTA, 1785-ZETA, 1815-ALPHA. | 8. Does not detect people or items. Always check rear seat before exiting. | 9. Infinity is the trademark of HARMAN International Industries, Incorporated. | Creative visualization. Images shown are for illustrative purposes only. | Some parts of the leather appointed upholstery will contain man-made material. | If the vehicle's speed exceeds 80 km/h, then the primary level warning will beep twice every minute. And, if the speed goes above 120 km/h, the secondary level warning will keep beeping. If the vehicle's speed slows down to 118 km/h, primary warning will resume. If the vehicle is slowed down to 78 km/h, speed alert warning will stop. This buzzer does not indicate any malfunction in the vehicle. | Black for Dual tone variant.